

Experience Majority/Control Transaction Proceeds with a
Non-Control, Permanent Equity Partner

The Preferred MBO

A creative solution that positions Management as competitive buyers for exiting equity shareholders

Marketed Sale Process

The Alaris Solution

Post-Transaction

85%

Seller

PE Sponsor
or
Non-Active Founder

15%

Management

1 Alaris invests Preferred Equity

2 Proceeds paid out to Seller

3 Company retires Seller's equity

4 Management rolls equity

5 Management 100% owners

100%

Management

Click [here](#) to learn more

Investment Characteristics

CAPITAL INVESTED TO DATE

\$1.9 B +



ALARIS INVESTMENT SIZE

\$10 - \$100 M



HISTORICAL EBITDA

\$3 M +



FOLLOW-ON INVESTMENTS

50 +

Industry Focus

BUSINESS SERVICES

5 Current Holdings



PROFESSIONAL SERVICES

3 Current Holdings



HEALTHCARE SERVICES

1 Current Holding





















INDUSTRIAL SERVICES

9 Current Holdings



Alaris Current Partners

<p>Recapitalization</p>  <p>2021 \$75M (2 tranches)</p> <p>Financial Services: Auto Leasing</p>	<p>Recapitalization</p>  <p>2021 \$40M (3 tranches)</p> <p>Industrials: Utility Services</p>	<p>Majority Recap</p>  <p>2021 \$66M</p> <p>Industrials: Site Preparation</p>	<p>MBO</p>  <p>2021 \$40M</p> <p>Financial Services: Title & Settlement</p>	<p>MBO</p>  <p>2020 \$34M</p> <p>Business Services: Professional & Technical Services Firm</p>	<p>MBO</p>  <p>2020 \$17M</p> <p>Industrials: Electrical Contractor</p>
<p>Recapitalization & Growth</p>  <p>2019 \$6M</p> <p>Business Services: Agile Consulting</p>	<p>Recapitalization</p>  <p>2019 \$70M</p> <p>Financial Services: HELOC Origination</p>	<p>MBO</p>  <p>2018 \$106M (3 tranches)</p> <p>Business Services: Digital Marketing Solutions</p>	<p>Majority Recap</p>  <p>2018 \$156M (4 tranches)</p> <p>Healthcare: Cosmetic Surgery</p>	<p>MBO</p>  <p>2018 \$35M (2 tranches)</p> <p>Industrials: Transportation Analytics</p>	<p>MBO</p>  <p>2017 \$15M</p> <p>Industrials: Masonry</p>
<p>Recapitalization & Growth</p>  <p>2017 \$46M (5 tranches)</p> <p>Business Services: IT Staffing</p>	<p>MBO</p>  <p>2016 \$25M (2 tranches)</p> <p>Business Services: IT Consulting</p>	<p>MBO</p>  <p>2015 \$70M</p> <p>Industrials: Earth Movers</p>	<p>Majority Recap & Growth</p>  <p>2014 \$93M (3 tranches)</p> <p>Consumer: Health and Wellness</p>	<p>MBO</p>  <p>2014 \$34M (3 tranches)</p> <p>Industrials: Janitorial</p>	<p>Majority Recap & Growth</p>  <p>2007 \$60M (4 tranches)</p> <p>Industrials: Infrastructure</p>

Alaris Former Partners

<p>MBO</p>  <p>REPURCHASED 2021</p> <p>2015 \$67M (3 tranches)</p> <p>Industrials: Government Contract Wholesaler</p>	<p>MBO</p>  <p>REPURCHASED 2020</p> <p>2017 \$85M</p> <p>Business Services: Revenue Consultants</p>	<p>Acquisition</p>  <p>REPURCHASED 2016</p> <p>2015 \$13M</p> <p>Healthcare: Skilled Nursing</p>	<p>MBO & Growth</p>  <p>REPURCHASED 2017</p> <p>2013 \$74M (2 tranches)</p> <p>Healthcare: Behavioral</p>	<p>Majority Recap & Growth</p>  <p>REPURCHASED 2018</p> <p>2012 \$20M (3 tranches)</p> <p>Healthcare: Physio</p>	<p>MBO</p>  <p>REPURCHASED 2018</p> <p>2012 \$47M (2 tranches)</p> <p>Industrials: Tobacco Testing</p>
<p>Majority Recap</p>  <p>REPURCHASED 2014</p> <p>2011 \$27M</p> <p>Business Services: Logistics</p>	<p>Recapitalization & Growth</p>  <p>REPURCHASED 2015</p> <p>2011 \$41M (3 tranches)</p> <p>Industrials: Aerospace</p>	<p>Majority Recap & Growth</p>  <p>REPURCHASED 2016</p> <p>2010 \$43M (2 tranches)</p> <p>Consumer Products: Outdoor</p>	<p>Generational Transfer</p>  <p>REPURCHASED 2018</p> <p>2005 \$7M</p> <p>Consumer Products: Flooring</p>	<p>MBO & Growth</p>  <p>REPURCHASED 2016</p> <p>2004 \$68M (7 tranches)</p> <p>Healthcare: Physio</p> 	